

# THE ECONOMY AT A GLANCE

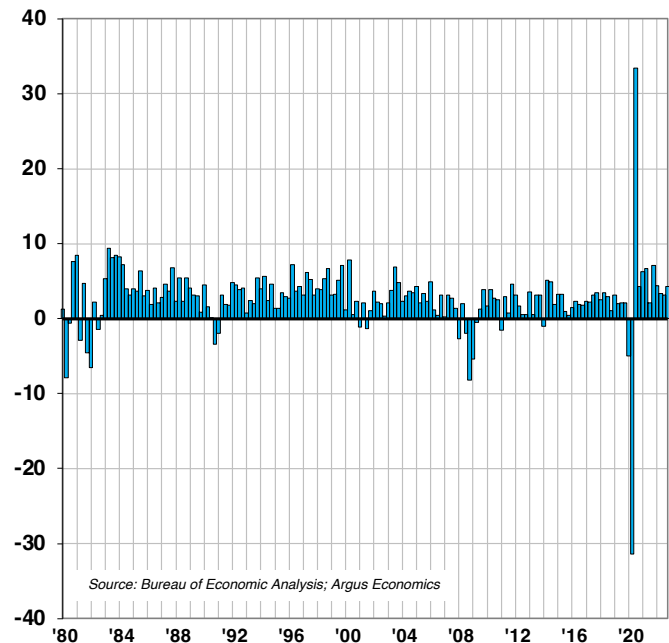
## ECONOMIC HIGHLIGHTS

December 20, 2021  
Vol. 88, No. 182

### WE LOOK FOR 7.1% GROWTH IN 4Q GDP

We anticipate a rebound in economic growth in 4Q21 and into 2022, despite the latest COVID-19 developments. Recent data indicates that the economy is still expanding, though some white-hot growth rates in certain sectors are starting to cool. The primary driver of GDP over the next few quarters is likely to be public health as the nation recovers from the pandemic. Trends here had been more positive prior to the emergence of the Omicron variant, and cases may well surge once again. That said, the country is taking steps to battle the new variant, and the pharmaceutical industry continues to develop new treatments. The domestic employment environment is also in better shape than it was a year ago, and consumer confidence trends are starting to stabilize. Auto sales have recovered from their pandemic lows, and supply-chain issues that have slowed growth are beginning to abate. Businesses are again expanding. But the housing market has started to cool as home prices soar. Rolling all the data up, and taking into account diminished inventories that will need to be replenished, our GDP model now calls for a 7.1% increase in GDP in 4Q21. On an annual basis, we look for GDP growth of approximately 5.5% in 2021 and 3.7% in 2022. Our estimates are consistent with consensus forecasts and the outlook from the Federal Reserve, which call for growth of 4%-6% in 2021. The GDPNow Forecast from the Federal Reserve Bank of Atlanta is 8.6% for 4Q21.

### GDP TRENDS & OUTLOOK (% CHANGE)

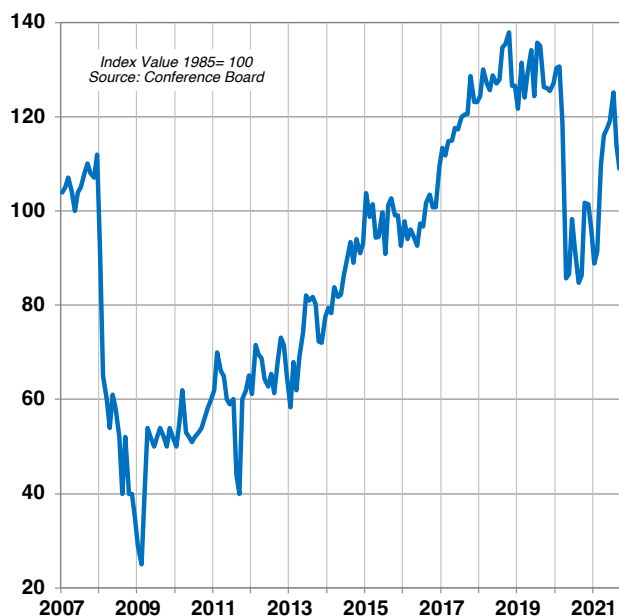


Thomas Fisher, SVP / Chief Investment Officer .....(805) 560-3429 • tfisher@montecito.bank  
Drew Brahos, SVP / Sr. Portfolio Manager .....(805) 979-4473 • dbrahos@montecito.bank  
Kathleen Kalp, SVP / Sr. Portfolio Manager .....(805) 564-7327 • kkalp@montecito.bank  
Rick Weber, VP / Portfolio Manager .....(805) 686-8620 • rweber@montecito.bank  
Scott Estby, SVP / Sr. Portfolio Manager .....(805) 564-7303 • sestby@montecito.bank  
Luca Romani, Investment Operations Manager .....(805) 560-3497 • lromani@montecito.bank

## CONSUMER CONFIDENCE STALLS ON INFLATION, COVID

The rebound in consumer confidence has stalled as inflation has surged and new variants of the coronavirus have emerged. Prior to COVID-19, the index was near cycle highs at 133 in February 2020 but then plunged to 92.6 in May 2020 and to 84.8 in August 2020. As COVID cases moderated in the summer of 2021, the index climbed to 125. But it never fully recovered as the Delta variant and then the Omicron variant increased daily case numbers. The reading for November was 109.5. It's worth reviewing the experience during the financial crisis in 2007-2009. In 2007, confidence peaked at 112 in November before falling sharply and consistently over the next year to a low of 25 in February 2009 as the bear market was bottoming. The index did not reclaim prior highs for another eight years. This time around, the recovery has been quicker, though the durability of the turnaround will depend on continued progress in controlling the pandemic, the effectiveness of government stimulus programs, and post-pandemic behavioral changes in the population. From an investment standpoint, we have found that the bottom of the consumer confidence cycle -- when everybody has given up on a recovery -- has been a good time to buy. In other words, consumer confidence is often a contrarian indicator.

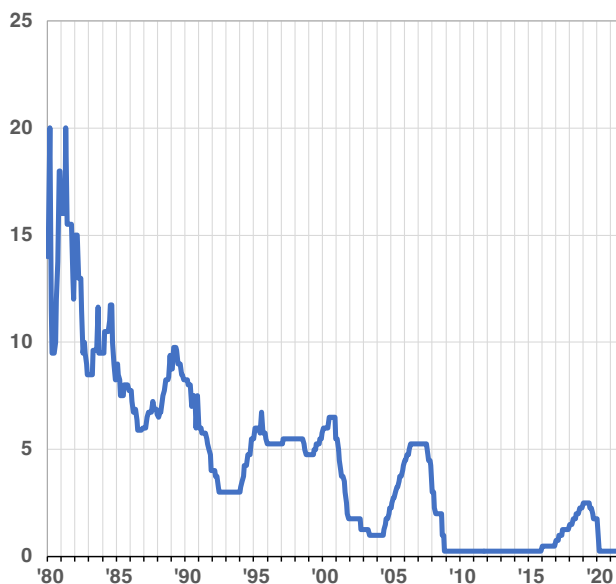
### CONSUMER CONFIDENCE



## FED TAKES STEPS TO TACKLE INFLATION

The Federal Reserve wrapped up its latest Open Market Committee meeting and, as expected, decided to accelerate its asset-purchase tapering program in an effort to bring inflation under control. What was unexpected was the news that the majority of committee members now think that the fed funds rate will be raised three times next year. Prior to the meeting, the Fed's consensus was for only one rate hike in 2022. Fed Chairman Powell announced that the central bank would begin to reduce monthly net asset purchases by \$30 billion in January, up from its previous rate of \$15 billion. At the new accelerated pace, the asset-purchasing program will be wound down in the spring. And that's when the fed funds rate hikes may begin. In its recent summary of economic projections, the Fed pointed toward a 2022 year-end federal funds rate of 0.9%, compared to the current 0.15%. That's three 25-basis-point increases. In 2023, the Fed anticipates three more increases, with the federal funds rate reaching 2.1% in 2024. It expects PCE inflation to run at a 5.3%-5.4% rate in 2021, before cooling to 2.2%-3.0% in 2022.

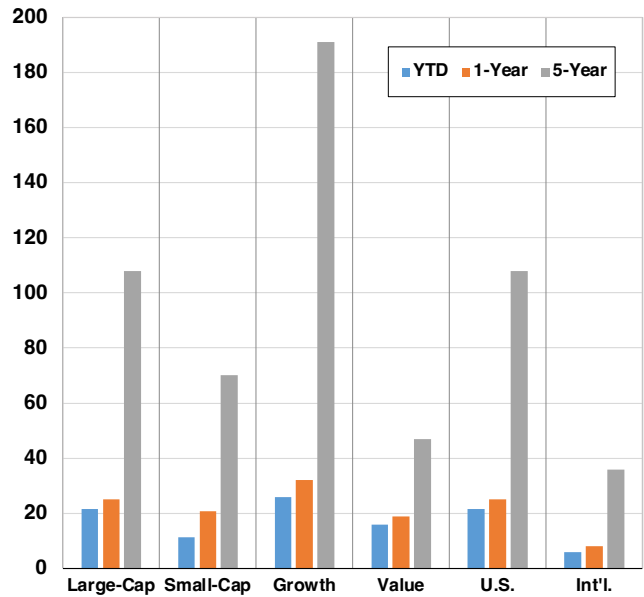
### FEDERAL FUNDS TARGET RATE (%)



# FINANCIAL MARKET HIGHLIGHTS

**ARGUS'S FAVORED CLASSES, SEGMENTS** Stocks slumped in late November due to the emergence of the Omicron variant. But heading into the homestretch for 2021, stocks maintain a sizable performance lead over bonds. Our Stock-Bond Barometer is close to equally balanced between stocks and bonds for long-term investors. In other words, these asset classes should be near their normal weights in diversified portfolios. We have looked for large-cap companies with strong balance sheets and experienced managements to lead during the recovery from COVID-19. This played well, and now, with vaccines being distributed, small-cap risks are reduced and valuations are attractive. Our recommended exposure to small- and mid-caps is now 15% of equity allocation, in line with the benchmark weighting. U.S. stocks have outperformed global stocks over the trailing one- and five-year periods. We expect this to continue over the long term given volatile global economic conditions and exchange rates. But international stocks offer favorable near-term valuations, and we recommend 15%-18% of equity exposure to the group. Value stocks took an early lead in 2021, but recently growth stocks have outperformed. We anticipate that growth, led by Tech and Healthcare, will again outperform value, led by Energy and Materials, as long as interest rates remain low.

**MARKET SEGMENT RETURNS 2021  
(% THROUGH 11/30/21)**



# ECONOMIC CALENDAR

## Previous Week's Releases

Date	Release	Month	Previous Report	Argus Estimate	Street Estimate	Actual
20-Dec	Leading Economic Indicators	November	0.9%	1.0%	0.9%	NA
22-Dec	Real GDP	3Q	2.1%	2.1%	2.1%	NA
	Consumer Confidence	December	109.5	109.5	110.2	NA
	Existing Home Sales	November	6.34 Mln.	6.30 Mln.	6.46 Mln.	NA
	GDP Price Index	3Q	5.9%	5.5%	5.9%	NA
23-Dec	Durable Goods Orders	November	-0.4%	1.5%	1.5%	NA
	Personal Income	November	0.5%	0.6%	0.5%	NA
	Personal Spending	November	1.3%	1.0%	0.6%	NA
	U. of Michigan Sentiment	November	70.4	70.0	70.2	NA
	New Home Sales	November	745000	740000	765000	NA

## Next Week's Releases

Date	Release	Month	Previous Report	Argus Estimate	Street Estimate	Actual
3-Jan	Construction Spending	November	0.2%	NA	NA	NA
4-Jan	ISM Manufacturing	December	61.1	NA	NA	NA
6-Jan	Trade Balance	November	-\$67.1 Bln.	NA	NA	NA
	ISM Non-Manufacturing	December	69.1	NA	NA	NA
	Factory Orders	November	1.0%	NA	NA	NA
7-Jan	Non-farm Payrolls	December	210000	NA	NA	NA
	Average Weekly Hours	December	34.8	NA	NA	NA
	Average Hourly Earnings	December	0.3%	NA	NA	NA
	Unemployment Rate	December	4.2	NA	NA	NA

This information is not meant as a guide to investing, or as a source of specific investment recommendations, and Montecito Bank & Trust make no implied or express recommendations concerning the manner in which any client's accounts should or would be handled, as appropriate investment decisions depend upon the client's investment objectives. The information is general in nature and is not intended to be, and should not be construed as, legal or tax advice. In addition, the information is subject to change and, although based upon information that Montecito Bank & Trust consider reliable, is not guaranteed as to accuracy or completeness. Montecito Bank & Trust make no warranties with regard to the information or results obtained by its use and disclaims any liability arising out of your use of, or reliance on, the information. Argus Research Co. (ARC) is an independent investment research provider whose parent company, Argus Investors' Counsel, Inc. (AIC), is registered with the U.S. Securities and Exchange Commission. Argus Investors' Counsel is a subsidiary of The Argus Research Group, Inc. Neither The Argus Research Group nor any affiliate is a member of the FINRA or the SIPC. Argus Research is not a registered broker dealer and does not have investment banking operations. The Argus trademark, service mark and logo are the intellectual property of The Argus Research Group, Inc. The information contained in this research report is produced and copyrighted by Argus Research Co., and any unauthorized use, duplication, redistribution or disclosure is prohibited by law and can result in prosecution. This report is not an offer to sell or a solicitation of an offer to buy any security. Argus may issue or may have issued other reports that are inconsistent with or may reach different conclusions than those represented in this report, and all opinions are reflective of judgments made on the original date of publication. Argus shall accept no liability for any loss arising from the use of this report, nor shall Argus treat all recipients of this report as customers simply by virtue of their receipt of this material. Investments involve risk and an investor may incur either profits or losses. Past performance should not be taken as an indication or guarantee of future performance. Argus Investors' Counsel (AIC), a portfolio management business based in Stamford, Connecticut, is a customer of Argus Research Co. (ARC), based in New York. Argus Investors' Counsel pays Argus Research Co. for research used in the management of the AIC core equity strategy and model portfolio and UIT products, and has the same access to Argus Research Co. reports as other customers. However, clients and prospective clients should note that Argus Investors' Counsel and Argus Research Co., as units of The Argus Research Group, have certain employees in common, including those with both research and portfolio management responsibilities, and that Argus Research Co. employees participate in the management and marketing of the AIC core equity strategy and UIT and model portfolio products.